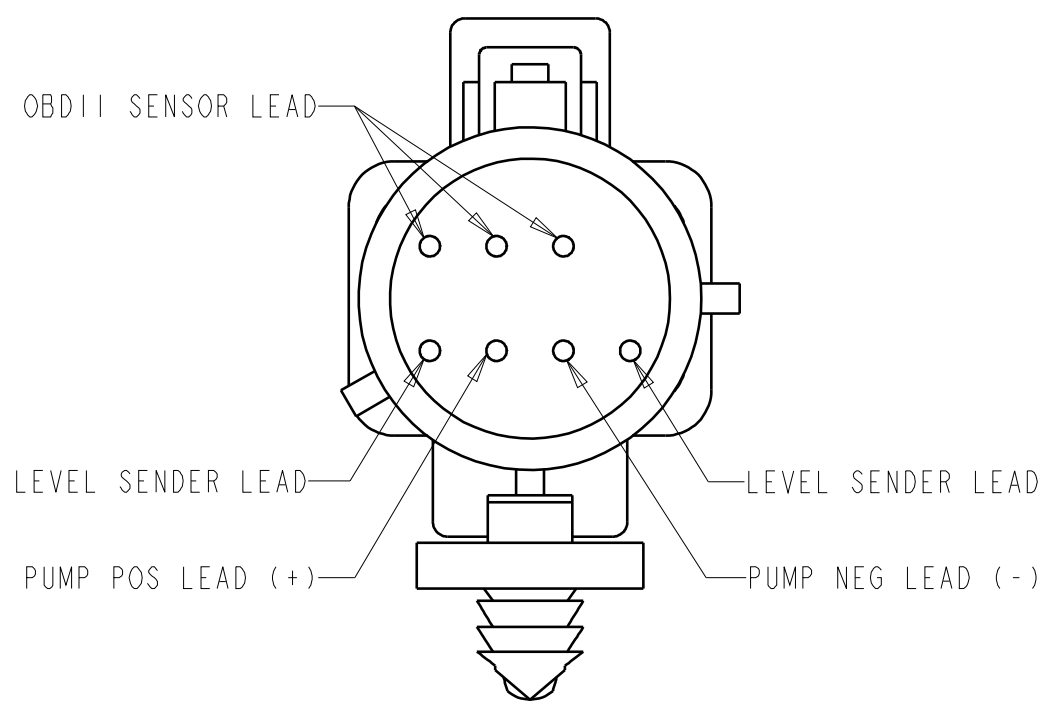
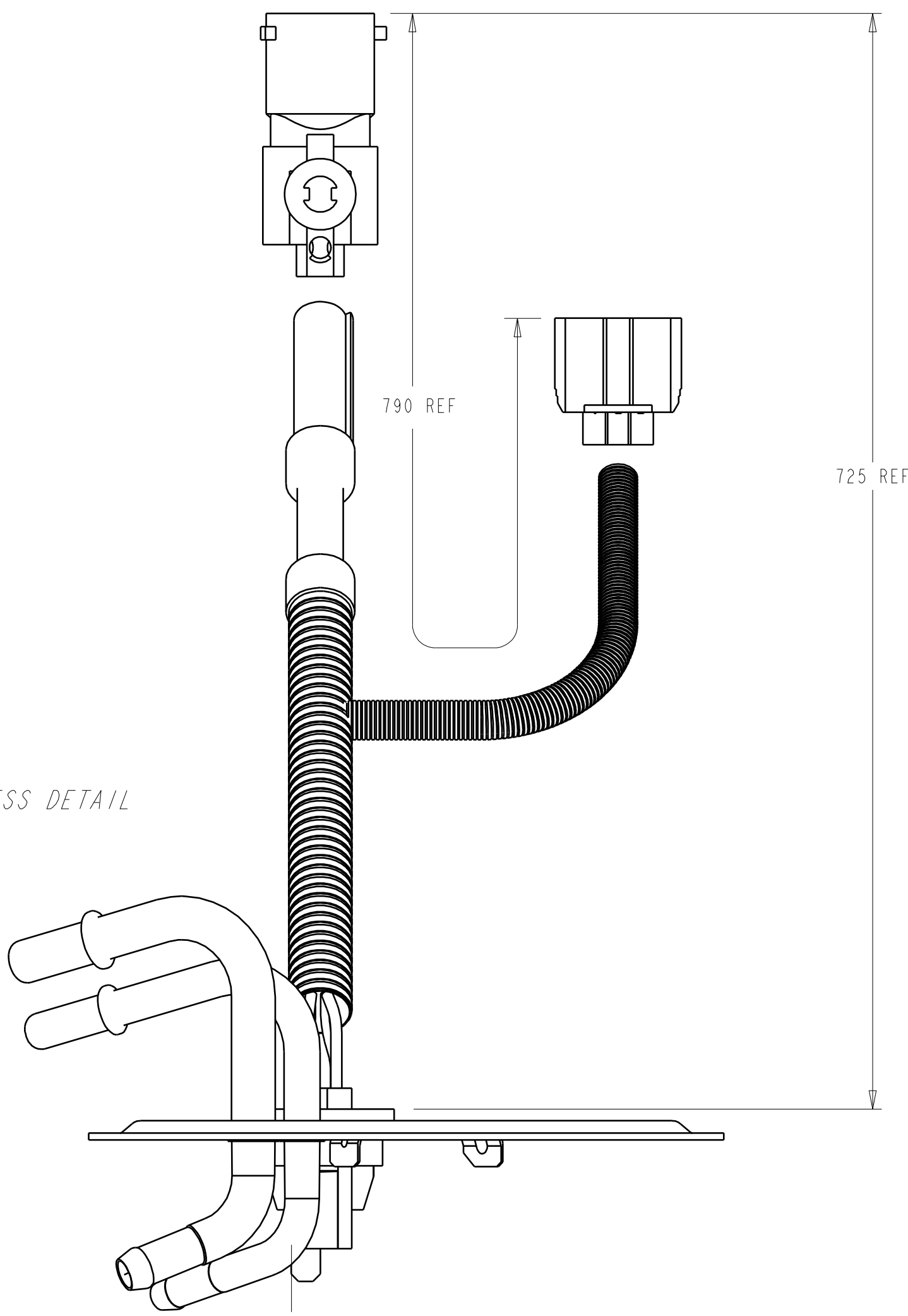


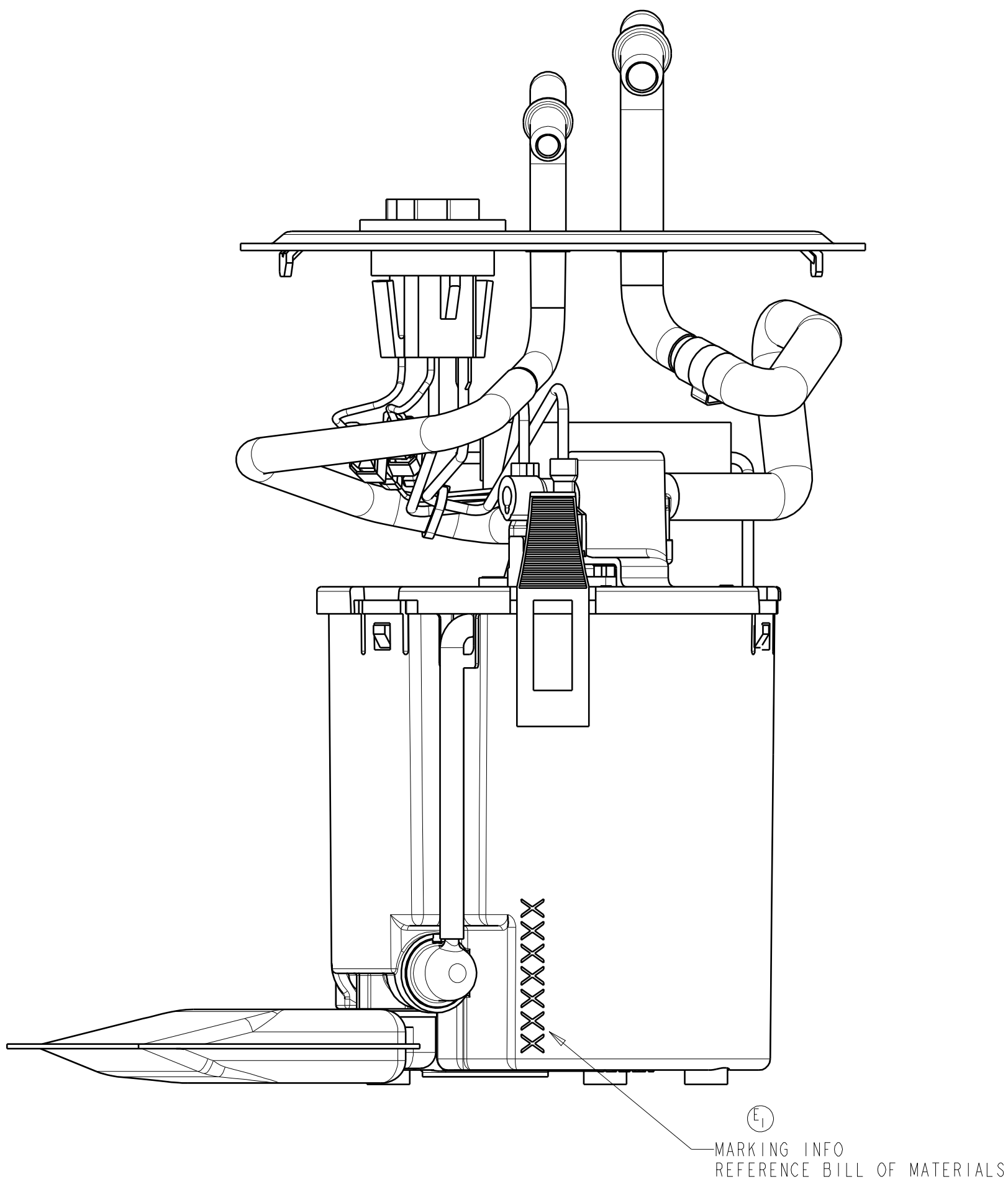
| REVISIONS | | | | | | |
|-----------|------|---|---------------------------|----------|-----|--------|
| ZONE | LTR. | DESCRIPTION | ECN NO. | DATE | BY | APPR'D |
| | A | RELEASED FOR PRODUCTION | DR7633 | 10/15/06 | DPZ | |
| | B | B1 WAS WIRE TIE | CR71215 | 8/21/07 | DJC | DJC |
| 2B | C | C1 REMOVED WIRE SLEEVE | DR16326 71450 | 19MAY08 | SLK | DJC |
| 3A | D | D1 UPDATE ASSEMBLY TO PUMP | DR23287 71893 72049 | 28APR09 | WDE | DJC |
| | | D2 ADD WIRE HARNESS DETAIL | | | | |
| 4C | | D3 RV0000316 WAS RV0000318 | | | | |
| | | D4 TU210 WAS FM0001668 ON CHART DRAWING SA0039239 | | | | |
| 3A | E | E1 REPLACED "HOT STAMP INFO" WITH "MARKING INFO" | 73288 | 02DEC10 | SLK | DJC |



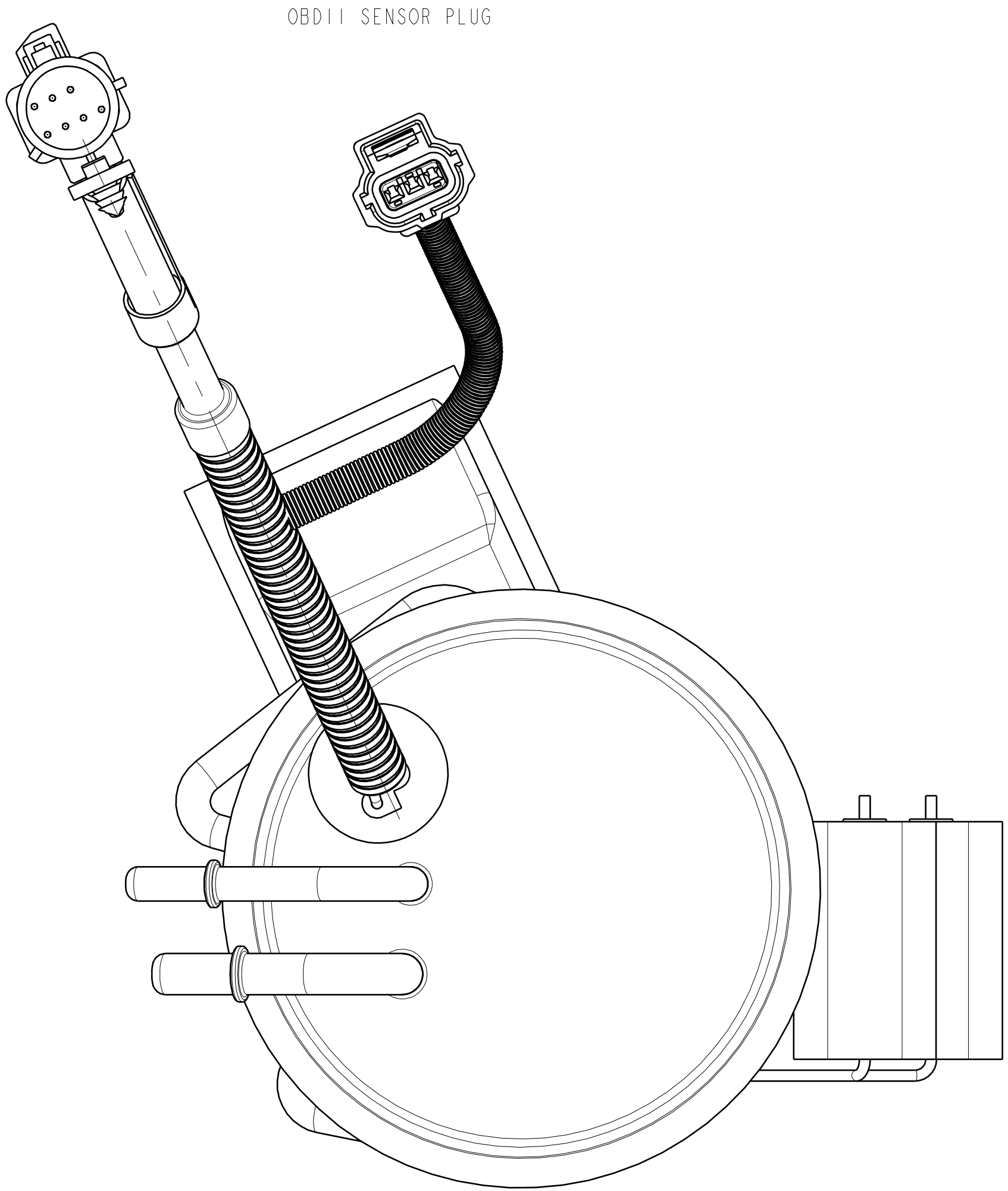
CONNECTOR
MODULE MAIN
PINOUT DETAIL
SCALE 2:1



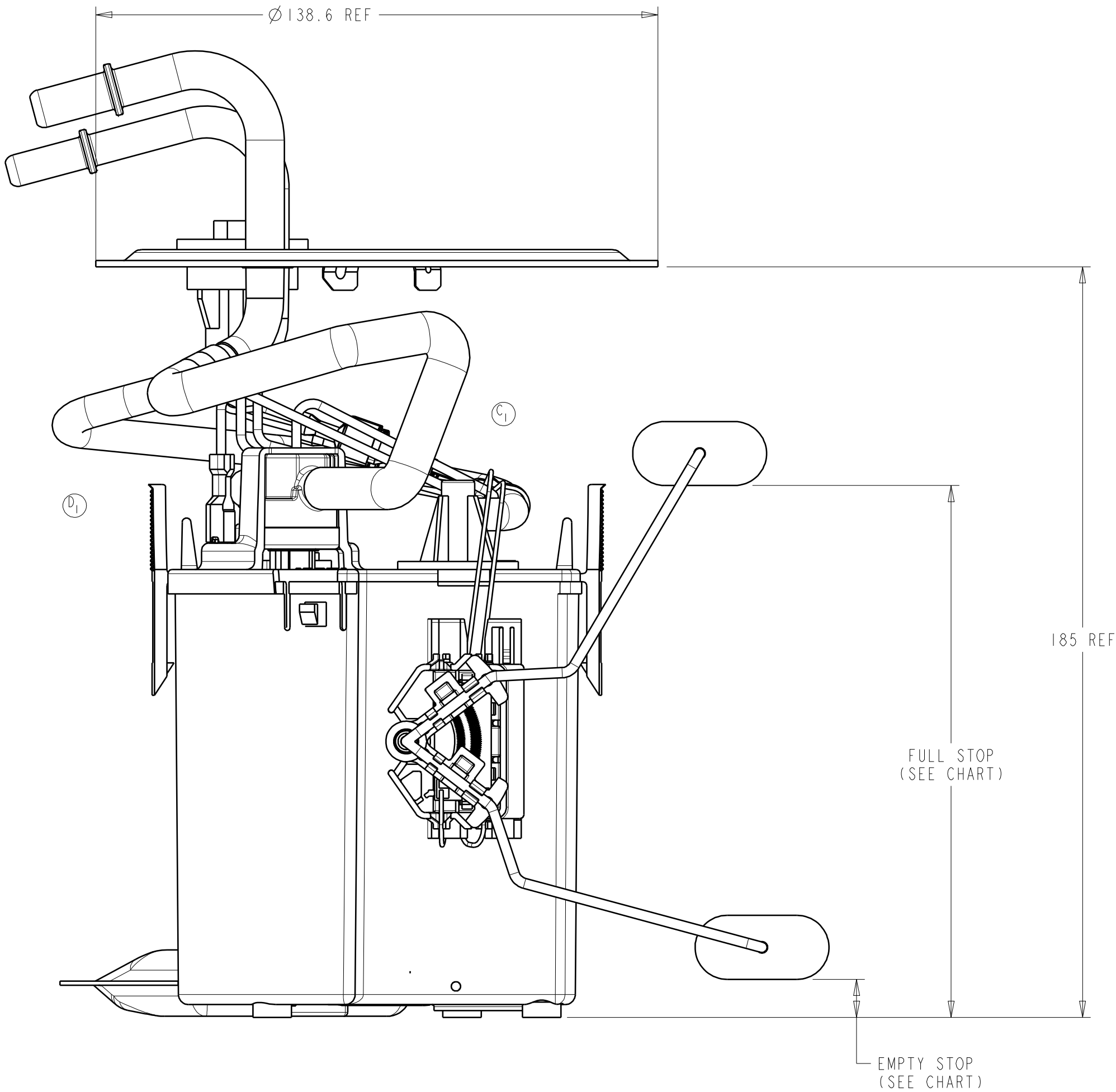
WIRE HARNESS DETAIL



MAIN CONNECTOR PLUG



OBDII SENSOR PLUG



| FLOAT POSITION | RESISTANCE (OHMS) |
|--------------------|-------------------|
| FULL STOP (131.7) | 160.5±3.0 |
| EMPTY STOP (110.0) | 15±1 |

- NOTE:
- SPECIAL CUSTOMER PACKAGING REQUIREMENTS MAY CALL FOR THE ADDITION OF SPECIFIC LABELS NOT SHOWN ON THIS DRAWING.
 - SHOWN WIRE ROUTING MAY DIFFER FROM FINISHED PRODUCT.
 - SHOWN RESISTOR CARD AND PUMP TERMINATION MAY DIFFER FROM FINISHED PRODUCT.

| | | | | | | | | | | | |
|--|--|---------------------|--|----------------|--|---|--|------------|--|--------------------------|--|
| INTERNAL USE ONLY DISTRIBUTION CODE | | AF | | REF: FM0001668 | | TOLERANCE UNLESS OTHERWISE SPECIFIED | | MATERIAL | | SCALE: 1:1 DATE: 3/20/06 | |
| DO NOT SCALE PRINT | | E | | SIZE | | DIMENSIONS AND TOLERANCES PER ANSI/ASME Y14.5M - 1994 | | FINISH | | DRAWN BY: D. P. ZBORAY | |
| PRODUCTION | | PRODUCTION | | PRODUCTION | | PRODUCTION | | PRODUCTION | | APPROVED BY: | |
| TITLE | | FUEL MODULE OUTLINE | | TU210 | | DRAWING NO. | | REV. | | E | |